

PiXL Independence:

MFL - Student Booklet

KS5

Spanish

Contents:

- I. Beginner Level – 20 credits per question
- II. Advanced Beginner Level – 30 credits per question
- III. Intermediate Level – 40 credits per question
- IV. Proficient Level – 60 credits per question
- V. Advanced Level – 70 credits each
- VI. Expert Level – 80 credits each

i. Beginner Level. 1. Nivel – Principiante

20 credits per question.

1. Articles: Check one or two of the following websites, then answer the following questions.

- <https://www.thoughtco.com/how-to-use-definite-articles-3079100>
- <https://www.rocketlanguages.com/spanish/grammar/spanish-definite-and-indefinite-articles>
- <https://www.spanishdict.com/guide/indefinite-articles-in-spanish>

- What is meant by the definite article?
- What are the Spanish definite articles?
- When is the definite article used in Spanish but not in English?
- What is meant by an indefinite article?
- What are the Spanish indefinite articles?
- When is the indefinite article used in Spanish but not in English?

2. Translate the following sentences:

- El terrorismo me da miedo.
- Mi hermano se ha roto la pierna.
- El dinero permite la felicidad.
- I have long blond hair.
- He likes swimming but doesn't like horseriding.
- Bruno finds Spanish difficult.
- My brother is a nurse.

Present tense verbs:

3. What are the endings of the 3 main types of verb? Give an example of each.

Complete the grid.

| | Regular AR e.g. hablar | Regular ER | Regular IR |
|----------------------------|---------------------------|------------|------------|
| <i>yo</i> | | | |
| <i>tú</i> | | | |
| <i>el/ella/usted</i> | | | |
| <i>nosotros</i> | | | |
| <i>vosotros</i> | | | |
| <i>ellos/ellas/ustedes</i> | | | |

Check out the websites below if you need help.

<https://www.bbc.co.uk/bitesize/guides/z7kgjhv/revision/1>

<https://conjuguemos.com/activities/spanish/verb/1>

4. Check out these verbs. Complete the grid.

| | Person? yo/tu etc | -ar/-er/-ir ? | Translate into English |
|----------|-------------------|---------------|------------------------|
| escuchas | | | |
| gastan | | | |
| cenamos | | | |
| coméis | | | |
| nada | | | |
| estudio | | | |

5. Translate these sentences into English:

- Bebéis demasiado los fines de semana.
- Prefieren viajar en metro cuando están en Londres.
- Mi primo me llama todos los días.
- ¿Espera usted a alguien?
- Ronaldo rara vez pasa el balón.

6. Find 5 **irregular AR** verbs and write them here with their meanings e.g. 'dar'.

| |
|--|
| |
|--|

7. Find 5 **irregular ER** verbs and write them here with their meanings.

| |
|--|
| |
|--|

8. Find 5 **irregular IR** verbs and write them here with their meanings.

| |
|--|
| |
|--|

9. Present tense - 1st person singulars to note! Write out the correct form.

| | | | |
|----------|--|---------|--|
| decir | | poner | |
| salir | | traer | |
| venir | | ofrecer | |
| conducir | | hacer | |

Also note: crecer, establecer, padecer, caer

Adjectives

10. Use these websites to revise adjectives.

- <https://www.spanishdict.com/guide/descriptive-adjectives-in-spanish>
- <https://www.bbc.co.uk/bitesize/guides/zr742sg/revision/1>
- <https://www.thoughtco.com/using-malo-mal-and-related-words-3079105>

11. Are the following statements about adjectives true or false?

- To form most feminine adjectives you add “a” to the masculine form.
- All adjectives have to match the noun they describe for gender and singular/plural.
- You always add just an “s” to make an adjective plural.
- Some adjectives change their meaning when they appear in front of the noun.
- Apocoptation affects feminine and masculine singular nouns.
- If an adjective ends in ‘z’, you just add ‘-es’ when it is describing a plural noun.

12. Correct the statements that are false.

- To form most feminine adjectives you remove the –o from the masculine form and replace it with an ‘a’.
- If the adjectives ends in an –o or –a then you add an –s to make the adjective plural.
- Apocoptation affects feminine and masculine singular adjectives.
- If an adjective ands in –z, in the plural form it is often –ces.

13. Translate a – e into Spanish

- a. They have a very modern kitchen.
- b. You drive a very fast car!
- c. I am watching an interesting programme.
- d. There are some affectionate comments in this letter.
- e. The maths teacher gives us very difficult problems.

14. Some adjectives can be used before and after the noun(s) they describe, resulting in different meanings. List as many of this type of adjective as you can with their respective meanings.

| Masculine form | Feminine form | Meaning when before noun | Meaning when after noun |
|-----------------------|----------------------|---------------------------------|--------------------------------|
| | | | |
| | | | |
| | | | |
| | | | |
| | | | |

15. Apocoptation – interesting term. Translate into Spanish. Write the full form of the adjective after your response:

- a) I have no problem with your decision.
- b) He is a very good student.
- c) The weather is really bad.
- d) She is a great friend.
- e) Any comment that helps the debate?

Adverbs

16. Use this website to revise adverbs.

<https://www.rocketlanguages.com/spanish/grammar/spanish-adverbs>

17. Answer the following questions.

- a) What is an adverb?
- b) How are adverbs usually formed?
- c) Give an example:
- d) Give 3 examples of adverbs which are not formed in this way:

18. Find the Spanish for:

| | | | |
|-------------|---|------------|---|
| Fortunately | = | Evidently | = |
| Truthfully | = | Absolutely | = |
| Deeply | = | Well | = |
| Specially | = | Enormously | = |
| Politely | = | Violently | = |
| Badly | = | Kindly | = |

19. Adjective and Adverb? Translate:

- a) There are too many problems.
- b) The problems are too difficult.

20. Find as many adverbs of time and place as you can and list them in the boxes with their meanings in English.

TIME

PLACE

ii. Advanced Beginner Level - Nivel – Principiante Avanzado

30 credits per questions

Ser vs Estar

This is a big issue for learners of Spanish. There are even blogs about it.

Look at these:

<https://spanishobsessed.com/blog/ser-vs-estar/>

<https://studyspanish.com/verbs/lessons/piserestar.htm>

<https://www.spanishdict.com/guide/ser-vs-estar>

1. Translate these sentences (and write down why you have chosen ser or estar).

- a) Cardiff is the capital of Wales.
- b) Bilbao is in Spain.
- c) They are watching TV.
- d) His dream is to play professional football.
- e) My sister is tired.
- f) My uncle is a very quiet person.

2. Find 5 words which change their meaning depending on whether you use *ser* or *estar*. Write 10 short sentences to show how this works.

3. Complete the text below using the words suggested in the box:

(You will have to use some words more than once and there are more words than you need!)

sois ser están estaré estamos era estaba estar esta es estoy estaba

“Generalmente Nacho ___ un buen alumno a quien le gusta participar en todo. ___ listo, decidido y locuaz. Sin embargo, a veces si algo malo pasa en casa ___ triste y callado. Sus padres no ___ interesados en cuestiones académicas y él ___ consciente de esto. Dice que quiere ___ médico. ___ un caso interesante. ¡Ah mira la hora! ¡No quiero llegar tarde! Tengo que ___ lista para la clase. Siempre ___ nerviosa antes de dar clase. No quiero que los alumnos digan: “¡- ___ aburridos! Bueno ___ en clase hasta las 5. Adiós”.

4. Translate paragraph 3 above into English.

.

The preterite tense

<https://www.bbc.co.uk/bitesize/guides/znmwhbk/revision/1>

<https://www.spanishdict.com/guide/spanish-preterite-tense-forms>

<https://121spanish.com/preterite-irregular-verbs>

Rusty? Check out these websites.

5. Complete the sentence:

a) **Quick revision. Write out the full conjugation of these regular verbs in the preterite.**

| | | | |
|---------------------|--|--|--|
| | | | |
| Yo | | | |
| Tu | | | |
| El/ella/usted | | | |
| Nosotros | | | |
| Vosotros | | | |
| Ellos/ellas/ustedes | | | |

6. Key irregular preterites. Complete the table for 14 verbs.

| Infinitive | Meaning | 1st person | Infinitive | Meaning | 1st person |
|------------|---------|------------|------------|---------|------------|
| | | | | | |
| | | | | | |
| | | | | | |
| | | | | | |
| | | | | | |
| | | | | | |
| | | | | | |
| | | | | | |

7. Match the following:

| | |
|----------------|--------------------|
| a) bebisteis | i. they drank |
| b) discutieron | ii. they swam |
| c) volvió | iii. I argued |
| d) nadaron | iv. I returned |
| e) bebieron | v. I swam |
| f) discutí | vi. you drank |
| g) nadé | vii. s/he returned |
| h) volví | viii. they argued |

8. Underline the preterites in this passage, then translate the passage.

___ en tren hasta Glasgow y luego ___ un taxi a la Universidad. ___ la belleza de los edificios públicos y la tranquilidad de las calles principales. El taxista ___ varias preguntas pero ___ difícil contestar. Iba observando a la gente que cruzaba las calles sin hacer caso a los semáforos. Cuando ___ al hotel, ___ al taxista una buena propina. Inesperadamente me sentía a gusto en esta ciudad. ___ al bar, ___ una cerveza y ___.

The Imperfect tense

<https://www.bbc.co.uk/bitesize/guides/zryhgwx/revision/1>

<https://www.spanishdict.com/guide/spanish-imperfect-tense-forms>

9. The imperfect tense can be used as follows (explain in 1 short sentence each):

1. was /were – to describe what was happening when an action took place.
2. used to – to talk about repeated or habitual action over a period of time
3. would – to talk about a repeated or habitual action over a period of time.

10. The only 3 irregular verbs are:

| Infinitive | meaning | Imperfect 1st person singular |
|------------|---------|-------------------------------|
| ver | to see | veía |
| ir | to go | iba |
| ser | to be | era |

11. Translate the following:

1. Escuchaba la radio cuando entró el ladrón.
2. Íbamos de vacaciones a la costa cuando era joven.
3. Cuando el profesor no prestaba atención, pasaba notas a mis amigos.

12. Read the text below.

Highlight verbs that need to go into the *imperfect* in one colour, *preterite* another colour. Then translate using some or all of the infinitives at the end of the text.

When **we went** to live in the capital, everything **changed**. My grandmother **came** with us and she **looked after** me while my parents were **working**. She **would take** me to the park and **buy** me an ice-cream. I really **liked** those walks. We **talked** all the time. I **loved** my grandmother a lot. Unfortunately, she **died** suddenly and everything **changed** again.

querer - cuidar – trabajar – llevar - gustar – morir – ir – cambiar – venir – vivir - hablar

Cuando fuimos a vivir en la capital, todo cambió. Mi abuela vino con nosotros y me cuidaba mientras que mis padres trabajaban. Me llevaba al parque y me compraba un helado. Me gustaba mucho esos paseos. Hablábamos todo el tiempo. Amaba muchísimo a mi abuela. Desafortunadamente, ella murió de repente y todo cambió otra vez.

The perfect and pluperfect tenses

<https://www.spanishdict.com/guide/spanish-present-perfect-indicative>

<https://studyspanish.com/grammar/lessons/presperfect>

<https://studyspanish.com/grammar/lessons/pastperfect>

Research the uses and formation of the perfect and pluperfect tenses.

These tenses operate in Spanish as they do in English. Easy. They are compound tenses (i.e. 2 parts) so in Spanish you need the present or imperfect tense forms of *haber*. Both languages have irregular past participles.

13. Complete the table.

| Perfect tense regular past participles | | | | Pluperfect tense regular past participles | | | |
|--|---------------|--------------|--------------|---|---------------|--------------|--------------|
| <i>haber</i> | <i>hablar</i> | <i>comer</i> | <i>vivir</i> | <i>haber</i> | <i>llegar</i> | <i>beber</i> | <i>salir</i> |
| He | hablado | | | Habia | | | |
| Has | hablado | | | | | | |
| Ha | | | | | | | |
| Hemos | | | | | | | |
| Habeis | | | | | | | |
| Han | | | | | | | |

14. Give the past participles of these irregular verbs:

| | <i>infinitive</i> | <i>past participle</i> | <i>meaning</i> |
|------------|-------------------|------------------------|----------------|
| To break | | | |
| To do/make | | | |
| To go | | | |
| To see | | | |
| To say | | | |
| To write | | | |

| | | | |
|-------------|--|--|--|
| To cover | | | |
| To discover | | | |
| To open | | | |
| To return | | | |
| To die | | | |
| To put | | | |

15. Translate these sentences.

- a) He cambiado de opinion.
- b) El gobierno ha reducido el déficit.
- c) El Atlético de Madrid ha perdido por primera vez esta temporada.
- d) The conservatives have won again.
- e) The referee has sent off their captain.
- f) You have not eaten anything today!

16. Translate into Spanish using the verbs provided.

- a) We've arrived late, but it doesn't matter. (*llegar, importar*)
- b) He had wanted to study medicine but has had to accept an offer to study biology. (*querer, tener, aceptar*)
- c) The thieves had already escaped when the police arrived. (*escaparse, llegar*)
- d) The minister decided to travel to Brussels himself because the European Parliament had not understood what had happened in the UK. (*decidir, viajar, entender, pasar*)
- e) Have you seen Ana? She's forgotten her bag. (*ver, olvidar*)
- f) I had never written to a newspaper but I had to do something! (*escribir, tener, hacer*)
- g) It was 10pm and they had already drunk too much. (*ser, beber*)

17. Underline all the past participles in the text below then translate the passage into English.

Nunca se habían visto tantos cambios en tan poco tiempo. El nuevo director decidió asumir responsabilidad personal ante la crisis financiera. Así que hemos tenido que ajustar nuestros métodos de trabajo. He intentado hacer todo lo posible para ayudarlo. Ha sido una experiencia que no habíamos anticipado. Al final hay que reconocer que la situación ha mejorado.

Revise comparative and superlative forms of adjectives/adverbs.

Comparative and superlative forms of adjectives/adverbs

<http://www.spanish411.net/Spanish-Comparatives-Superlatives.asp>

<https://www.rocketlanguages.com/spanish/grammar/spanish-comparatives-superlatives>

18. Translate the following sentences into Spanish.

- a. My best friend is the most disorganised of all.
- b. That player is the slowest in the team.
- c. A greater problem is the economy.
- d. He smiles more than anyone.
- e. I'm the youngest in the family.

19. Translate the following sentences into English.

- a) La región de Madrid está más poblada que la de Castilla-León.
- b) Mi coche no es tan nuevo como el tuyo.
- c) El problema de la depresión se manifiesta más frecuentemente en la actualidad.
- d) Se puede comer aquí tan bien como en otro sitio.

- e) Marta trabaja menos eficazmente que su hermano. Paco es el estudiante más trabajador y menos egoísta de la clase.
- f) El calentamiento global es uno de los problemas más graves en este momento. La peor solución sería no hacer nada.
- g) Hablas español mejor que yo. Pero mi alemán es mejor que el tuyo. Sin embargo, Ana es la que habla francés mejor que nadie. Es la mejor estudiante.

20. Make up 5 further sentences of your own: 2 adjectival, 2 adverbial, 1 using both.

- (i)
- (ii)
- (iii)
- (iv)
- (v)

iii. Intermediate Level - Nivel intermedio

40 credits per questions

Relative pronouns / adjectives

1. Use the following websites to revise relative pronouns.

- a) <https://www.spanishdict.com/guide/relative-pronouns-in-spanish>
- b) <https://www.rocketlanguages.com/spanish/pronouns/spanish-relative-pronouns>
- c) <https://studyspanish.com/grammar/lessons/relprorev>
- d) https://www.123teachme.com/learn_spanish/relative_pronouns_intro

(The quiz at the end of the opening page in **website a**) tests a range of relative pronouns and explains when more than one choice could be acceptable.)

2. Complete these explanations:

| | |
|----------------------|--|
| que | -means 'who' 'that' 'whom' 'which' -refers to people, |
| quien(es) | -only refers to -used after prepositions instead of que |
| el que/ la que etc | -used after certain prepositions -used to avoid ambiguity |
| el cual/ la cual etc | -means 'which' -used after prepositions |
| lo que | -refers back to |
| cuyo/ cuya etc | -means 'whose'; -agrees with what is owned rather than the owner |

3. Translate these sentences:

- a) ¿Con quién saliste anoche?
- b) Lo que más me decepciona es su actitud.
- c) Este es un político cuyos valores son sólidos.

- d) Esta es la chica con la que pienso casarme.
- e) El hombre que está hablando con el jefe me parece muy interesante.

4. Translate into Spanish:

- a) That's the woman whose husband has just died.
- b) That's the teacher who is always criticising Miguel.
- c) The friends I'm going to the cinema with are from another school.
- d) What surprises me is...
- e) On the day he was born.

5. Complete the sentences below with the correct pronoun and preposition.

- a) Vi el programa ____ hablabas.
- b) En el museo del club se exhiben las botas ____ Iniesta marcó el gol de la victoria.
- c) El alcalde inauguró el nuevo puente ____ fluye el río Manzanares.
- d) Allí está la chica _____ estaba sentado durante la ceremonia.
- e) Esos son los intereses _____ (*against which*) está luchando el activista.

Negatives

6. Check out a) and at least one of the following websites and its links, to revise negatives.

- a) <https://www.spanishdict.com/guide/negation-and-negative-words-in-spanish>
- b) <https://www.bbc.co.uk/bitesize/guides/z66qnr/d/revision/1>
- c) <https://studyspanish.com/grammar/lessons/neg>

Remember negatives can go at the start of a sentence without a 'no'.

7. Complete this list of as many negative constructions as you can, with their meanings in English.

| negative | meaning | affirmative |
|--|-------------------|----------------------|
| no | no / not | si |
| nada | | |
| nunca | never | siempre / alguna vez |
| jamás (sometimes replaces <i>nunca</i> , usually for special emphasis) | | |
| | nor | |
| | neither... nor... | |
| | not yet | o o ... |
| todavía no... | | ya |
| ni siquiera | | incluso |

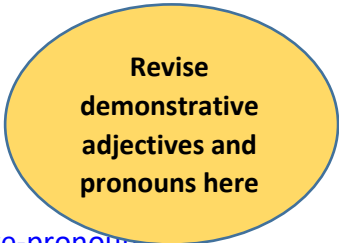
8. Rewrite moving the negative word(s) to a different place in the sentence:

- a) Nadie nos ayuda.
- b) No demuestran ni siquiera una mínima atención a los clientes.
- c) Tampoco ponen buena música.
- d) Nunca volveré a este sitio.
- e) ¡Vámonos! No me gusta nada este sitio.

9. Translate the following sentences into Spanish.

- a) He only drinks red wine; he never drinks white wine.
- b) There is nothing of interest in this article.
- c) Nobody came to the meeting.
- d) We no longer travel by plane.

- e) None of her ideas seem acceptable to me.
- f) Neither he nor his sister came to visit us.
- g) We have decided not to smoke any more.



Demonstrative adjectives and pronouns

<https://studyspanish.com/grammar/lessons/demonstratives>
<https://spanishobsessed.com/grammar/spanish-pronouns/demonstrative-pronouns/>
<https://letsgospanish.wordpress.com/2013/06/23/demonstrative-adjectives-pronouns-in-spanish/>

10A. Complete the following grid.

| Person | Demonstrative adjective / pronoun | | |
|------------------------|-----------------------------------|-----------------|---------------------------|
| | This | That (near you) | That (not near you or me) |
| Masc sing. | Este | Ese | Aquello |
| Masc pl. | | | |
| Fem sing. | | | |
| Fem pl. | | | |
| Indefinite/ neutral | | | |

10B. Re-visit the website and complete the relevant on-line activities.

11A. Translate the following sentences

- a) Nos han traído dos cafés; este es el descafeinado.
- b) No puedo decidir entre este coche o ese.
- c) Aquellos políticos de Bruselas no tienen idea.
- d) Those are my glasses, give them to me please.
- e) You must decide between the green or the blue shirt – the latter suits you better.
- f) That seems really ridiculous to me.
- g) Which is the finger that hurts? Is it this one or that one?

11B. Make up 3 sentences of your own; 1 from each category of the grid.

- i)
- ii)
- iii)

12. Translate into English

Este problema del Brexit no parece tener solución. Este tipo de negociación exige paciencia y empatía. Esta es la cualidad más importante y es lo que les falta de momento a estos ministros ingleses. Ese voto del junio pasado puede ser un error histórico. Eso lo tienen que reconocer.

13. Now cover the original and translate your English version into Spanish.

.....

.....

.....

.....

Check the links /quizzes on this website to revise everything you need to know about pronouns.

Direct /indirect object pronouns

<https://www.spanishdict.com/guide/direct-and-indirect-object-pronouns-in-spanish>

<https://www.thoughtco.com/whats-the-object-pronouns-3078137>

14. Quick check - complete the grids with the correct Spanish pronouns.

| Direct object pronoun | | Indirect object pronoun | |
|-----------------------|--------|-------------------------|-------------|
| | me | | (to) me |
| | you | | (to) you |
| | him/it | | (to) him/it |
| | her/it | | (to) her/it |
| | us | | (to) us |
| | you | | (to) you |
| | them | | (to) them |

15. Now you have reminded yourself about the position of object pronouns with conjugated verbs, infinitives and present participles, correct the error in each sentence then translate these sentences:

- a) ¿Consejos? Mi hermano mayor nunca las ofrece.
- b) ¿El regalo de mi madre? ¿La enviaste por correo?
- c) ¿Mis ideas? Siempre los rechaza mi jefe.
- d) No me gusta nada la paella. No vamos a comerlo.

16. Translate the following sentences.

- a) What did you say to them?
- b) Give me a hug.
- c) We are going to offer you (*plural familiar*) 2 different routes.
- d) I wrote her a long letter.
- e) The cheque is still here? You must send it to them straight away.

17. Make up 4 sentences of your own using direct/indirect object pronouns, 2 of which must be negative.

- a)
- b)
- c)
- d)

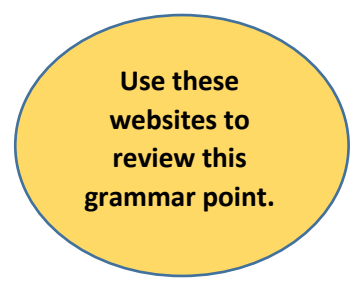
18. Translate the following sentences.

- a) ¡No me importa!
- b) ¡Desgraciadamente no les creo!
- c) I don't believe it!
- d) We will send you something next week.
- e) No nos dio ni un vaso de agua.

Indefinite adjectives / pronouns

<https://www.thoughtco.com/indefinite-pronouns-spanish-3079353>

<https://www.123teachme.com/learn-spanish/indefinite-pronouns>



19. Complete the table below.

| <i>Indefinite adjective</i> | Can act as indefinite pronoun ? | |
|-----------------------------|---------------------------------|--|
| alguno | some | |
| ninguno | not one | |
| cualquiera | any/whatever | |
| todo | | |
| varios | | |
| pocos | | |
| cada | | |
| otro | other | |

20. Underline the indefinite adjective or pronoun and then translate the following sentences:

- a) Todo está arreglado.
- b) Tengo tres hijas y cada una de ellas es muy concienzuda.
- c) Algunos de vosotros estáis listos.
- d) Eso debe de ser algo horrible.
- e) Conozco a varios.
- f) Ningún compañero ha venido sin saber la razón de la reunión.
- g) Cualquiera que diga eso, miente.

iv. Proficient Level - Nivel Intermedio Alto

60 credits per questions



The future, immediate future and conditional tenses

<https://www.spanishdict.com/guide/simple-future-regular-forms-and-tenses>

<https://www.spanishdict.com/guide/conditional-tense>

1. Complete the table below.

| Verb future tense <i>regular</i> example viajar | Meaning | Verb conditional tense <i>regular</i> example vivir | Meaning |
|---|---------|---|---------|
| viajaré | | viviré | |
| | | | |
| | | | |
| | | | |
| | | | |
| | | | |

2. Complete the table below.

| Verb future tense <i>irregular</i> example tener | Meaning | Verb conditional tense <i>irregular</i> example decir | Meaning |
|--|---------|---|-------------|
| | | diría | I would say |
| | | | |
| | | | |
| | | | |
| | | | |
| | | | |

3. The same verbs are irregular in future and conditional tenses.

Complete the table from memory.

| | infinitive | future (yo) | Conditional (yo) |
|---|-------------------|--------------------|-------------------------|
| To do / make | | | |
| To be able to | | | |
| To say | | | |
| to have | | | |
| To want | | | |
| To know | | | |
| To come | | | |
| To put | | | |
| To go out | | | |
| To be worth* | | | |
| To fit in* | | | |
| *normally used only in 3 rd person | | | |

4. Underline all verbs in future/conditional tenses then translate into English:

El año que viene aprobaré todos mis exámenes. Luego iré a la universidad donde habrá que estudiar un montón para conseguir un buen puesto de trabajo. Me gustaría trabajar en el extranjero aunque mis padres preferirían algo en el Reino Unido. En el futuro iré a la universidad. ¡Mi hermana estará muy contenta si me voy a otro país! Veremos qué pasa.

5. Cover the Spanish original and translate your English version back into Spanish.

6. Mixed Practice. Translate the following sentences.

- a) They will offer that boy a professional contract. He will be a great player.
- b) I would like to go on holiday to Madrid. I would visit the Prado Museum and the Royal Palace.
- c) We are going to have to revise a lot for these exams!
- d) I am going to get dressed now.
- e) Which instrument? I would play the guitar – it's easier than the piano.

Future Perfect – *what will have happened* – **habré terminado**

Conditional Perfect – *what would have happened but didn't* – **habría terminado**

7. Revise the auxiliary verb *haber* and test yourself on the *irregular past participles*.

<https://studyspanish.com/grammar/lessons/futureperfect>

<https://www.thoughtco.com/future-perfect-tense-spanish-3079915>

<http://study.com/academy/lesson/conditional-perfect-in-spanish.html>

8. Translate:

- a) We will have finished before 10pm.
- b) Maribel se habrá quedado en el cole para jugar al baloncesto.
- c) They will have returned already.
- d) (Ella) le habría pedido su autógrafo pero se puso nerviosa.
- e) I would have eaten that! Why did you put it in the bin?
- f) (Yo) habría podido entregar los deberes pero el perro comió mi cuaderno.

9. Translate:

En la próxima década el hombre habrá llegado a Marte. Habremos establecido una base para explorar el planeta. Se habrá tomado la decisión de iniciar la colonización de otros mundos. Me imagino, claro, que los científicos habrían querido emprender viajes incluso más atrevidos pero los políticos habrán tenido que ser prudentes.

10. Now on a separate piece of paper, cover the original Spanish and work from your English version to translate it back into Spanish.

Possessive Adjectives and Pronouns

11. Revise this topic here.

<https://studyspanish.com/grammar/lessons/possadj>

<https://www.spanishdict.com/guide/possessive-adjectives-in-spanish>

<https://www.spanishdict.com/guide/possessive-pronouns-in-spanish>

13. Complete with correct possessive adjective.

- a) Fueron a comprar ___ regalo. (*her*)
- b) Van a visitar a ___ amigos. (*their*)
- c) Lo que importa son las posibilidades futuras de ___ hijos. (*our*)
- d) Tenéis que pensar en ___ comportamiento. El profesor está harto. (*your*)
- e) Los periódicos no dejan de criticar ___ ideas. (*his*)

14. Underline the possessive adjectives, circle the possessive pronouns.

Nunca le criticaba sus ideas pero siempre se quejaba de mis comentarios. Mis propuestas pueden ser más conservadoras que las tuyas pero su actitud es agresiva. Los demás miembros del comité no saben qué hacer. “Mi proyecto es mejor que el tuyo” dice. La verdad es que el mío es más realista y cuesta menos. Veremos lo que decida nuestro comité.

15. Translate the above paragraph.

16. Translate:

- a) I don't really like my car, yours is much nicer.
- b) My parents are in France. Where do yours live?
- c) This jacket....is it yours or mine?
- d) They are proud of their children and we are proud of ours.

Passive voice (and how to avoid)

<https://www.thoughtco.com/passive-voice-spanish-3079459>
<https://www.spanishdict.com/guide/passive-se-in-spanish>



OK, so now we have been reminded that the passive is formed by using *ser + past participle* and can be used in different tenses.

17. Check *ser*, complete the table.

| <i>person</i> | present | preterite | imperfect | future | conditional |
|---------------------------|----------------|------------------|------------------|---------------|--------------------|
| <i>yo</i> | | | | | |
| <i>tú</i> | | | | | |
| <i>él/ ella/usted</i> | | | | | |
| <i>nosotros</i> | | | | | |
| <i>vosotros</i> | | | | | |
| <i>ellos /as/ ustedes</i> | | | | | |

18. Translate using the passive voice (as per example; use the suggested verb).

- a) The jewels were found under the bed. (*encontrar*)
- b) The shoes will be repaired in the shop near the station. (*reparar*)
- c) During that time my mother was criticised a lot by the media. (*criticar*)
- d) In that case the policies would be changed. (*cambiar*)
- e) The tourist was eaten by a crocodile.

19. As you have been reminded, the passive is more common in English and most native Spanish speakers would have avoided using the passive in a) to g) above. How do you think they would have managed this? Rewrite using the alternatives you have revised.

- a)
- b)
- c)
- d)
- e)
- f)
- g)

20. Gaining confidence with the use of 'se' + 3rd person singular or plural.

- a) You are not allowed to smoke in this building.
- b) Breakfast is served from 7 to 9.
- c) The king's speech will be broadcast at 10pm. (transmitir)
- d) The decision was made in order to protect young children.

v. Advanced Level - Nivel avanzado

70 credits per questions

The Subjunctive Mood...

... is rarely used in English but Spanish absolutely loves the subjunctive. You will too (eventually). Renew your acquaintance with the basics.

https://studyspanish.com/verbs/lessons/pressubj_reg.htm

<https://www.spanishdict.com/guide/spanish-subjunctive>

<https://www.spanishdict.com/guide/spanish-present-subjunctive>

Use the websites
below to
research this
topic

1. Answer the questions below.

- Describe in your own words what is meant by “the subjunctive mood”.
- How would you sum up the general underlying principle for verb endings in the subjunctive?
- Which relative pronoun usually precedes the subjunctive?

2. Indicative vs Subjunctive. It's an ending swap - you have revised how to form the present subjunctive (from 1st person present indicative) so this will be easy - quick check, complete the regular verb table below:

| | hablar | comer | vivir |
|-----------------|--------|-------|-------|
| yo | | | |
| tú | | | |
| él/ella/Ud | | | |
| nosotros | | | |
| vosotros | | | |
| Ellos/ellas/Uds | | | |

a) Irregular and radical changing verbs - same formula. They keep their first person form as the stem for the present subjunctive. Easy again : eg

decir → digo = diga, digas, diga etc .

poder → puedo = pueda, puedas, pueda etc

b) Remember some verbs need a **spelling change** to maintain consistent pronunciation eg

jugar → juego → juegue, juegues, juegue etc

coger → cojo → coja, cojas, coja etc

sacar → saco → saque, saques, saque etc

c) That still leaves a few **irregular verbs** with irregular present subjunctive forms - very common so will be easy to remember as you will using them all the time. These are important verbs so check the full conjugation and spelling/accents and learn! :

| infinitive | indicative | subjunctive | infinitive | indicative | subjunctive |
|--------------|------------|-------------|--------------|------------|-------------|
| <i>ser</i> | <i>soy</i> | <i>sea</i> | <i>estar</i> | estoy | esté |
| <i>ir</i> | <i>voy</i> | <i>vaya</i> | <i>dar</i> | doy | dé |
| <i>saber</i> | <i>sé</i> | <i>sepa</i> | <i>haber</i> | hay | haya |

3. Change these verbs to the subjunctive. Complete the table:

| Indicative | Subjunctive |
|------------|-------------|
| votamos | |
| beben | |
| juegas | |
| ayudas | |
| vengo | |
| vamos | |
| piensan | |

4. Put the suggested verb into the subjunctive. Think about why it might have to be in the subjunctive:

- Te pido por favor que ___ - estos ejercicios para mañana. (*hacer*)
- Es probable que los alumnos _____ bien durante la excursión. (*comportarse*)
- Me alegro de que mi vecino nos _____ con esta tarea. (*ayudar*)
- Espero que no _____ tarde. (*llegar, nosotros*)
- Es importante que nos _____ cual es tu problema. (*explicar*)

5. Translate using the present subjunctive and briefly say why – main categories =

1. **doubt/improbability**, (*hasn't, may not happen*)
2. **value judgement** (*which is not totally certain, often impersonal expressions*),
3. **emotion**,
4. **recommendation** (*attempt to influence!*)

- a) I don't think he wants to pay.
- b) It's important they learn how to swim.
- c) We advise you to practise the subjunctive.
- d) My parents are happy that we work in London.
- e) It's a pity you and your sister still smoke.
- f) My brother has told me not to drink at home.

6. Other contexts where the subjunctive is required: (*we said you'd need it!*)

Review your working knowledge by skimming this website.

<https://www.lawlessspanish.com/grammar/verb/subjunctive-uc.html>

7. Complete this summary:

The subjunctive is required after conjunctions when the situation in the adverbial clause is seen as something _____ or _____. Some conjunctions are often followed by the subjunctive but conjunctions that deal with time will use the subjunctive where they refer to what _____ happened yet.

8. Identify 10 conjunctions which are *always* followed by the subjunctive:

| conjunction | meaning | preposition |
|--------------------|-------------------|-------------|
| a condición de que | on condition that | x |
| a menos que | unless | x |
| a no ser que | lest, unless | x |
| en caso de que | in the event of | en caso de |
| | | |

| | | |
|--------------|--------|----------|
| | | |
| antes de que | before | antes de |
| | | |
| | | |
| | | |
| | | |
| | | |

9. Complete then translate (*consider why Spanish uses the subjunctive in most of these examples*):

- a) No nos iremos hasta que Miguel _____. (*llegar*)
- b) Pueden cenar cuando ____ la película. (*terminar*)
- c) En cuanto _____ el partido, se marchará a su dormitorio. (*empezar*)
- d) A no ser que _____ la situación económica, el ministro dimitirá. (*mejorar*)
- e) ¡Ojalá no nos ____ más deberes sobre el subjuntivo! (*dar*)
- f) Ana estudia mucho para _____ las críticas de su padre. (*evitar*)

10. Consider how 'aunque' is used and translate:

- a) Aunque llueva, iremos al campo.
- b) Aunque prefiero quedarme en casa, te acompañaré a la reunión.
- c) Even if it's the best paella in the world, I will not be able to eat it!

Verbs and other constructions with the infinitive.

<https://quizlet.com/168481481/spanish-constructions-with-infinitive-flash-cards/>

So - many common verbs are followed by an infinitive (*often translated in English by the present participle '-ing'*)

11. Translate into Spanish using some of the verbs suggested or alternatives you think might work. Think carefully about the tenses you decide to use.

Soler - deber - ponerse a - acabar de - tener que - odiar - gustar – necesitar – permitir - ayudar
a - negarse a - conseguir - empeñarse en – soñar con - dejar de - temer - necesitar – poder –
tardar en - olvidar – conseguir - poder

- a) We used to hate living in the city.
- b) They like going to that restaurant.
- c) She dreams of being an actress.
- d) The world needs to protect the environment.
- e) The workers refused to obey their boss.
- f) You will have to present the complaint before the end of the month.
- g) He manages to get good grades all the time but I don't know how.
- h) We should explore other ideas because I would like to offer alternatives.
- i) I am afraid of speaking in public.

12. Consider the verbs you didn't use in a) to i) above and create 3 short examples of your own.

- 1)
- 2)
- 3)

Impersonal Constructions and Prepositions + infinitive

13. Translate these examples.

- a) Siempre es aconsejable pensar antes de contestar demasiado rápido. =
- b) Fue fácil engañarle – prefiere callarse en vez de hacer preguntas. =
- c) ¡Después de escucharle toda la tarde, es necesario ir al bar! =
- d) Es peligroso cruzar la calle sin esperar la señal.

The imperative

The formation of positive and negative formal and informal commands can seem daunting in Spanish. As ever regular practice and use will clarify, familiarise and consolidate. The websites below are helpful in slightly different ways. In Spanish we might say apparently assertively: '¡ repásalos !. In English we would probably be less direct eg 'it would be a good idea if you used the links below to review your knowledge of imperatives'. The message is the same !

<http://www.lingolex.com/swom/wom-imperative.htm>

<https://www.thoughtco.com/direct-commands-spanish-3079838>

<https://studyspanish.com/grammar/lessons/commrev1>

OK so now you have been reminded to remove the 's' from the **tú** form of the present tense (¡bebe! = drink! *singular*) and the 'r' from the infinitive (and add a 'd') (¡bebed! **plural**). If you need to be **more formal** when you are ordering someone about, then we have another use for the 'usted' form of the present subjunctive (¡beba! and ¡beban!).

14. We would be upset if there were no irregulars - match these commands with their infinitive:

| | |
|-------|-----|
| ser | haz |
| venir | ve |
| poner | pon |
| tener | sé |
| hacer | di |
| salir | ten |
| ver | ven |
| decir | sal |

Negative imperatives use the subjunctive (*¡No bebas demasiado! ¡No toquen el piano!*)

15. Complete then translate: (choose familiar/formal/person according to what you think is correct and suits the context)

- a) Mariano ¡_____ lo que dice el guía! (*escuchar*)
- b) ¡No _____ tus cuadernos! (*olvidar*)
- c) ¡_____! El tren sale. (*correr*)
- d) ¡Señoras y señores! ¡_____ por aquí! (*seguir*)
- e) ¡_____ el regalo hasta que llegue! (*esconder*)

Gerund and continuous (progressive) tenses

Remind yourselves of the similarities and differences English vs Spanish. It looks straightforward but these 'continuous' forms are less commonly used in Spanish and there are some important points to remember such as use of an infinitive where English might deploy a gerund cf *Me gusta nadar*/ *I like swimming*.

16. Look at these websites to learn more about the gerund and continuous tenses.

<https://www.spanishdict.com/guide/gerunds-in-spanish>

<https://www.thoughtco.com/progressive-verb-forms-3079162>

Note **irregulars** (*decir/ diciendo* etc), radical changing *-ir* verbs using their 3rd person preterite forms (*durmiendo, repitiendo, pidiendo, muriendo*) and infinitive endings preceded by a vowel cf *leer* → *leyendo*, *traer* → *trayendo*

Other constructions used to describe continuing actions – these are used frequently and you need to be able to use them actively:

- a) *continuar / seguir + gerund* = continue/ doing / still doing
- b) *llevar + gerund* = how long doing something and still doing it
- c) *al + infinitive* = by -ing, on -ing.

17. Match the Spanish and English.

- | | |
|--|---|
| a) Está cantando | 1. On getting up |
| b) Sigues molestándome | 2. Being unable to attend |
| c) Estábamos paseando | 3. She's singing |
| d) Al levantarse | 4. Reading is fun |
| e) Lleváis varias horas sin hacer nada | 5. They rushed out |
| f) No pudiendo asistir | 6. We were out walking |
| g) Leer es divertido | 7. You are still bothering me |
| h) Salieron corriendo | 8. You have spent several hours doing nothing |

18. Translate into Spanish.

1. I am waiting for my friend and then we are going to the cinema. =
2. They have been studying Chinese for 5 years. =
3. We were having supper when they arrived. =
4. She continued protesting despite the silence of everyone else. =
5. By not listening to your parents, you are making a big mistake. =

Soler – interesting, frequent and very useful verb with no direct equivalent in English. Its meaning merges into the infinitive which always follows it.

<http://mariaortegagarcia.com/spanish-blog/express-habits-in-spanish-soler-suelo-solia/>
<https://www.thoughtco.com/using-the-verb-soler-3079781>

19. Complete the sentences below with the appropriate form of *soler*:

- a) _____ ver la telenovela sueca los miércoles por la noche. (we, *present tense*)
- b) _____ ir a pie al colegio todos los días. (they, *imperfect*)
- c) El presidente _____ escuchar las noticias antes de acostarse. (he, *present*)
- d) ¿Cómo _____ celebrar la Navidad en el siglo diecinueve? (it, *imperfect*)
- e) _____ evitar las decisiones difíciles – ya es hora de comportarte como un adulto.

20. Translate the completed sentences.

vi. Expert Level - Nivel experto

80 credits per questions

Go to this website and familiarise yourself with the different subjunctive tenses.

The subjunctive in different tenses

1. Read the following notes.

The website below refers to the different subjective tenses and reminds you of the conjugations and irregulars as well as offering clear examples.

Like many modern textbooks it uses the acronym **WEIRDO** which stands for *Wishes, Emotions, Impersonal Expressions, Recommendations, Doubt/Denial, and Ojalá*. As you already know these are all situations in which you're likely to use the subjunctive.

<https://www.spanishdict.com/guide/spanish-subjunctive>

We looked at the use of the present subjunctive in booklet 5. We noted how common the subjunctive is in Spanish. Remember whatever the subjunctive tense you are using you need to keep in mind 2 main rules:

1. Something needs to trigger the subjunctive, sometimes called a 'subjunctive introducer'.
2. Subjunctive sentences usually have one subject in the main clause and a different one in the subordinate clause.

| Main clause tense | Subordinate clause with a subjunctive as appropriate |
|--|---|
| -present -perfect -future | present subjunctive – <i>action in progress or possibly happening in the future</i> perfect subjunctive - action completed |
| -preterite -imperfect -conditional (<i>si clause</i>) -pluperfect | imperfect subjunctive – action not completed or possible future event; plus frequent use in si clauses : <i>ie Si + imperfect + conditional</i> pluperfect subjunctive – action had been completed |

2. Complete the table as appropriate for each verb - tense and person indicated

| | esperar | vender | abrir | ver | decir | seguir | querer |
|-------------------------------|------------------|-----------|------------|------------|------------|-----------|---------|
| Imperfect subjunctive | esperara | (ustedes) | (vosotros) | (él) | (nosotros) | (ustedes) | (yo) |
| Perfect subjunctive | haya esperado | (ella) | (ellos) | (vosotros) | (ellos) | (ella) | (ellas) |
| Pluperfect subjunctive | hubiera esperado | (yo) | (nosotros) | (tú) | (yo) | (yo) | (tú) |

3. Match the phrases below, then translate them:

- | | |
|------------------------|---|
| a) Todos queríamos | 1. que mi abuelo tomara los antibióticos. |
| b) Os suplicamos | 2. que Pepe nos acompañara. |
| c) El medico recomendó | 3. que no fuerais a ese barrio peligroso. |

4. Put the present into the imperfect.

- a) No permiten que salga sola.
No permitían que _____ sola.
- b) Es poco probable que ganen la liga.
Era poco probable que _____ la liga.
- c) No creo que sea verdad.
No creía que _____ verdad.
- d) Dudamos que estén aquí.
Dudábamos que _____ aquí.

5. Complete these sentences using the suggested verbs:

(the partial translations will help you choose the person of the verb)

- a) _____ mejor salud si _____ más verduras. *(gozar (de), comer)*
They would enjoy better health if
- b) No _____ tan cansada si _____ más. *(estar, dormir)*
She would not be so

- c) El _____ mejores notas si _____ menos tiempo con ella. (*sacar, pasar*)
He would get better grades if
- d) Si _____ más alta _____ la acción sin problemas. (*ser, ver*)
If I were taller
- e) Si _____ de plan, estoy seguro de que Carmen _____ con nosotros. (*cambiar, venir*)
If we changed our plan

6. Underline all the subjunctives in this passage.

Si ganara la lotería no sé que haría. Si me aconsejaran cómo invertir el dinero, pues claro que prestaría mucha atención. Tal vez diera dinero a mi familia y a sociedades benéficas. Si fuera a Estados Unidos iría a California y si fuera posible me compraría un yate para viajar a Hawái. Después, si me quedara dinero intentaría montar algún negocio.

7. Then translate:

- 8. Now write 3 more sentences describing what you would do if you won the lottery. Use the imperfect subjunctive and the conditional in each example. *Si ganara* is allowed once only!**

9. Pluperfect Subjunctive – translate.

- a) Si la policía no hubiera llegado en ese momento habrías terminado en el hospital.
- b) Si los periódicos no hubieran investigado las denuncias las cosas habrían continuado como antes.
- c) No habrías hecho ese comentario si tus compañeros te hubiesen informado de la crisis personal de tu rival.
- d) Pido que no haya más prácticas del subjuntivo.
- e) Lo importante es que sigamos con la materia. ¡No hay tiempo que perder!

10. Put the verbs into the correct tense and mood.

a) El español podría haberse impuesto al idioma inglés. *The tension of tenses and moods.*

El mal tiempo (*impedir*) que La Armada Española (*llegar*) a Holanda para recoger a los soldados que estaban esperando allí. Si la flota (*poder*) embarcar a esta fuerza militar adicional entonces la invasión de Inglaterra (*realizarse*). La reina Isabel I (*perder*) el trono. Sin embargo otra tormenta (*dividir*) a la armada y las fuerzas navales inglesas (*lograr*) hundir a varios barcos enemigos y lo que quedaba de la flota española (*huir*) *hacia el norte*.

11. Now imagine you are a TV journalist reporting back live to camera on the aftermath of the sea battle. What would you be saying about what happened or could have happened. Write at least 3 sentences, 5 if you feel inspired. You can offer a mixture of tenses but at least one should include a subjunctive (of course).

¿ Por o Para ? Confused? Join the club!

As you are aware, working out when to use which of the two Spanish words which mean 'for' can be a real headache. This issue usually comes 3rd in the list of hardest things to learn after the *subjunctive* and *ser/estar*. There are specific rules but there can still be doubt and confusion. The links below recognise the problem and provide the usual clear examples. Make your own list.

<https://studyspanish.com/grammar/lessons/porpara>

<http://www.spanishdict.com/answers/100035/para-and-por#.Wf7z5rp2s2w>

<https://www.thoughtco.com/taking-confusion-out-of-por-para-3078140>

Still not 100% sure ? Don't worry you are not alone. You need to learn the rules and practise and develop your instinctive 'feel' for one or other. The youtube video below has helped some learners –interesting approach. This teacher thinks it is the most frequent error for his students.

12. Watch the video.

<https://www.youtube.com/watch?v=8h1m6W4ZggM>

13. Complete these sentences – ¿ por o para?

- a) Hemos comprado un pastel ____ mi madre. ¿Dónde lo escondemos?
- b) Salgo ____ Madrid esta noche. ¿Me llevas al aeropuerto?
- c) Te doy 30 euros ____ este cuadro.
- d) El pueblo ha votado ____ el cambio. Menos mal, ya era hora.
- e) El autobús está ____ salir.
- f) Cambiamos la tele ____ otra más grande.
- g) Gracias ____ tus consejos. Los tendré en cuenta.
- h) El ayuntamiento tuvo que cancelar las fiestas ____ falta de interés.
- i) Sé que lo hiciste ____ ella. Espero que se dé cuenta.
- j) Lo siento Paco pero tienes que terminar los deberes ____ el viernes.

14. Now translate a – j above.

There are some very useful and very frequently used idiomatic phrases with *por* and *para*. **Be aware** and use them. A few examples below.

15. Find out what they mean:

| | |
|------------------|--|
| Por ahora | |
| Por aquí | |
| Por eso | |
| Por si acaso | |
| Por mi parte | |
| Por lo visto | |
| Por cierto | |
| Para entonces | |
| Para siempre | |
| Para variar | |
| No es para tanto | |

Verbs with prepositions.

There are some very familiar Spanish verbs whose meaning in English includes a preposition eg *mirar, escuchar, pedir, pagar, buscar, esperar, pisar, señalar* (*escucho la radio, busco el periódico*).

Our focus in this section is on those Spanish **verbs which require a preposition before the word which follows** whether that is a noun or an infinitive. Their use is often very different from their English equivalents. The link below provides further explanation and examples.

<https://www.cliffsnotes.com/study-guides/spanish/spanish-i/prepositions/preposition-use-with-verbs>

16. What are the 5 main categories ? Note 3 (or more) examples of each on a separate sheet.

17. Complete the grid below with one further example for each preposition.

| Verbs with | |
|------------|--|
| 'a' | <i>llegar a, enfrentarse a, acostumbrarse a, parecerse a</i> |
| 'de' | <i>gozar de, quejarse de, pensar de, acordarse de</i> |
| 'por' | <i>cambiar por, luchar por, disculparse por</i> |
| 'con' | <i>soñar con, cumplir con, contar con, encontrarse con</i> |
| 'en' | <i>confiar en, fijarse en, meterse en, pensar en</i> |


18. Complete with the right preposition:

- a) Nacho sólo piensa _____ lo que pueda afectar su propia carrera.
- b) Cuando bajen del autocar acérquense primero _____ la plaza principal.
- c) Como presidente debes cumplir _____ tu deber sin depender _____ otros.
- d) No se acordaron _____ mí. No voy a preocuparme _____ su actitud.
- e) ¡Cómo goza el niño _____ su nuevo juguete! Se interesa _____ todo.
- f) No me fío _____ nadie. De todas formas no solía asistir _____ este tipo de reuniones.
- g) Estas propuestas carecen _____ originalidad.

19. Now translate the sentences – care is needed with the prepositions.

20. Translation practice:

“Desde la distancia, a veces, resulta difícil comprender cómo España y Cataluña han llegado a una situación tan grave. Ni siquiera desde la perspectiva italiana, con una tradición de fuertes movimientos autonomistas y, en algunos períodos, también separatistas, se consigue acertar con el análisis.”



Commissioned by The PiXL Club Ltd.

This resource is strictly for the use of member schools for as long as they remain members of The PiXL Club. It may not be copied, sold, or transferred to a third party or used by the school after membership ceases. Until such time it may be freely used within the member school.

All opinions and contributions are those of the authors. The contents of this resource are not connected with, or endorsed by, any other company, organisation or institution.

PiXL Club Ltd endeavour to trace and contact copyright owners. If there are any inadvertent omissions or errors in the acknowledgements or usage, this is unintended and PiXL will remedy these on written notification.